

SECTION CONTENTS

- Bureau Summary of Appropriations and Positions
- Bureau Distribution By Appropriation Classification
- Department Overview
- Department Budget
 - Distribution By Appropriation Classification
 - Personal Services, Summary of Positions
 - Summary of Positions by Grade

250 - State's Attorney	W - 6
561 - State's Attorney Narcotics Forfeiture	W - 16
562 - State's Attorney Bad Check Diversion Program	W - 20

BUREAU SUMMARY
STATE'S ATTORNEY

SUMMARY OF APPROPRIATIONS

Department and Title	Expenditures Year-to-date	2011 Adjusted Appropriation	Department Request	President's Recommendation	Difference
Public Safety Fund					
250 - State's Attorney	77,969,078.23	88,111,544	85,764,604	85,764,604	(2,346,940)
Public Safety Fund Total	77,969,078.23	88,111,544	85,764,604	85,764,604	(2,346,940)
General Fund Total	77,969,078.23	88,111,544	85,764,604	85,764,604	(2,346,940)
Special Purpose Funds					
561 - State's Attorney Narcotics Forfeiture	2,567,139.78	3,455,854	3,384,472	3,384,472	(71,382)
562 - State's Attorney Bad Check Diversion Program	166,538.03	351,885	70,000	70,000	(281,885)
Special Purpose Funds Total	2,733,677.81	3,807,739	3,454,472	3,454,472	(353,267)
Special Purpose Fund Total	2,733,677.81	3,807,739	3,454,472	3,454,472	(353,267)
Restricted					
611 - State's Attorney Internet Crimes Children			327,982	327,982	327,982
612 - State's Attorney Community Justice Center Program			660,399	660,399	660,399
613 - State's Attorney Domestic Violence Targeted Abuser Call			1,000,000	1,000,000	1,000,000
615 - State's Attorney Services To Cook County Victims			536,087	536,087	536,087
622 - State's Attorney Appellate Assistance Program			2,000,000	2,000,000	2,000,000
623 - State's Attorney Internet Crimes Against Children-Commercial Sexual Exploitation of Children			95,297	95,297	95,297
624 - State's Attorney Motor Vehicle Theft Prosecutions			802,644	802,644	802,644
625 - State's Attorney Human Trafficking Task Force			387,760	387,760	387,760
627 - State's Attorney South Suburban Auto Theft Program			82,195	82,195	82,195
628 - State's Attorney Intellectual Property Crime Enforcement			178,629	178,629	178,629
636 - State's Attorney Internet Crimes			319,143	319,143	319,143
648 - State's Attorney DNA Training/Prosecutions			366,569	366,569	366,569
653 - State's Attorney Project Safe Neighborhood			107,076	107,076	107,076
742 - State's Attorney Victim Sensitive Interview			108,445	108,445	108,445
746 - State's Attorney Hidden Victims Support Group Program			9,095	9,095	9,095
747 - State's Attorney Victim Witness Sexual Assault Services			17,100	17,100	17,100
756 - State's Attorney Domestic Violence Prosecution Coordination			892,357	892,357	892,357
762 - State's Attorney Prosecution Based Victim Assistance			923,381	923,381	923,381
782 - State's Attorney Child Support Enforcement			12,258,043	12,258,043	12,258,043
795 - State's Attorney Cold Case Homicide Unit			868,538	868,538	868,538
830 - State's Attorney Complex Drug Prosecutions			1,615,385	1,615,385	1,615,385
966 - State's Attorney Specialized Personnel Domestic Violence Program			102,181	102,181	102,181
968 - State's Attorney Mortgage Fraud Investigation and Prosecution			536,956	536,956	536,956
973 - State's Attorney Specialized Personnel Sexual Assault Program			112,285	112,285	112,285
Restricted Total			24,307,547	24,307,547	24,307,547
Grants Fund Total			24,307,547	24,307,547	24,307,547
Total Appropriations	80,702,756.04	91,919,283	113,526,623	113,526,623	21,607,340

BUREAU SUMMARY
STATE'S ATTORNEY

SUMMARY OF POSITIONS

Department and Title	2011 Approved Positions	Department Request	President's Recommendation	Difference
Public Safety Fund				
250 - State's Attorney	1,292.9	1,094.7	1,094.7	(198.2)
Public Safety Fund Total	1,292.9	1,094.7	1,094.7	(198.2)
General Fund Total	1,292.9	1,094.7	1,094.7	(198.2)
Special Purpose Funds				
561 - State's Attorney Narcotics Forfeiture	40.0	43.0	43.0	3.0
Special Purpose Funds Total	40.0	43.0	43.0	3.0
Special Purpose Fund Total	40.0	43.0	43.0	3.0
Restricted				
611 - State's Attorney Internet Crimes Children		2.0	2.0	2.0
612 - State's Attorney Community Justice Center Program		4.0	4.0	4.0
613 - State's Attorney Domestic Violence Targeted Abuser Call		3.0	3.0	3.0
615 - State's Attorney Services To Cook County Victims		8.0	8.0	8.0
622 - State's Attorney Appellate Assistance Program		23.0	23.0	23.0
623 - State's Attorney Internet Crimes Against Children-Commercial Sexual Exploitation of Children		1.0	1.0	1.0
624 - State's Attorney Motor Vehicle Theft Prosecutions		7.0	7.0	7.0
625 - State's Attorney Human Trafficking Task Force		2.0	2.0	2.0
627 - State's Attorney South Suburban Auto Theft Program		1.0	1.0	1.0
628 - State's Attorney Intellectual Property Crime Enforcement		1.0	1.0	1.0
636 - State's Attorney Internet Crimes		2.0	2.0	2.0
648 - State's Attorney DNA Training/Prosecutions		3.0	3.0	3.0
653 - State's Attorney Project Safe Neighborhood		1.0	1.0	1.0
742 - State's Attorney Victim Sensitive Interview		1.0	1.0	1.0
756 - State's Attorney Domestic Violence Prosecution Coordination		10.0	10.0	10.0
762 - State's Attorney Prosecution Based Victim Assistance		13.0	13.0	13.0
782 - State's Attorney Child Support Enforcement		139.0	139.0	139.0
795 - State's Attorney Cold Case Homicide Unit		5.0	5.0	5.0
830 - State's Attorney Complex Drug Prosecutions		14.0	14.0	14.0
966 - State's Attorney Specialized Personnel Domestic Violence Program		1.2	1.2	1.2
968 - State's Attorney Mortgage Fraud Investigation and Prosecution		3.0	3.0	3.0
973 - State's Attorney Specialized Personnel Sexual Assault Program		0.8	0.8	0.8
Restricted Total		245.0	245.0	245.0
Grants Fund Total		245.0	245.0	245.0
Total Positions	1,332.9	1,382.7	1,382.7	49.8

DISTRIBUTION BY APPROPRIATION CLASSIFICATION
STATE'S ATTORNEY

Account	2011 Expend. Year-to-date	2011 Adjusted Appropriation	Department Request	President's Recommendation	Difference
Personal Services					
110/501010 Salaries and Wages of Regular Employees	76,013,233.94	91,228,074	81,587,725	81,587,725	(9,640,349)
115/501170 Appropriation Adjustment for Personal Services		(6,286,672)			6,286,672
120/501210 Overtime Compensation	471,236.42	550,000	550,000	550,000	
130/501320 Salaries and Wages of Extra Employees	5,620.44				
135/501380 Salaries and Wages of ERI Employees	(535.00)				
170/501510 Mandatory Medicare Costs	43,925.63				
185/501810 Professional and Technical Membership Fees	358.00	1,200	1,200	1,200	
186/501860 Training Programs for Staff Personnel	47,155.28	85,000	80,000	80,000	(5,000)
189/501950 Allowances Per Collective Bargaining Agreement	15,450.00	17,400	15,900	15,900	(1,500)
190/501970 Transportation and Other Travel Expenses for Employees	247,137.44	280,000	280,000	280,000	
Personal Services Total	76,843,582.15	85,875,002	82,514,825	82,514,825	(3,360,177)
Contractual Services					
217/520100 Transportation for Specific Activities and Purposes	324,517.76	335,324	340,000	340,000	4,676
220/520150 Communication Services			40,480	40,480	40,480
225/520260 Postage	193,327.69	217,858	220,000	220,000	2,142
228/520280 Delivery Services	6,374.44	14,443	15,000	15,000	557
232/520350 Boarding and Lodging of Non-Employees	140,742.47	237,195	220,000	220,000	(17,195)
240/520490 External Graphics and Reproduction Services	27,075.10	38,728	30,000	30,000	(8,728)
246/520650 Imaging of Records	108,666.53	145,868	150,000	150,000	4,132
260/520830 Professional and Managerial Services	701,720.98	711,035	710,000	710,000	(1,035)
263/520930 Legal Fees	94,700.81	99,735	100,000	100,000	265
264/520960 Expert Witnesses	155,087.31	194,513	180,000	180,000	(14,513)
268/521030 Court Reporting, Stenographic, Transcribing, or Interpreter Services	1,003,336.64	1,072,993	1,200,000	1,200,000	127,007
Contractual Services Total	2,755,549.73	3,067,692	3,205,480	3,205,480	137,788
Supplies and Materials					
350/530600 Office Supplies	211,944.01	338,740	350,000	350,000	11,260
353/530640 Books, Periodicals, Publications, Archives and Data Services	197,781.10	333,446	100,000	100,000	(233,446)
353/530675 County Wide Lexis-Nexis Contract			246,332	246,332	246,332
355/530700 Photographic and Reproduction Supplies	154,087.87	233,663	240,000	240,000	6,337
388/531650 Computer Operation Supplies	141,110.96	130,903	135,000	135,000	4,097
Supplies and Materials Total	704,923.94	1,036,752	1,071,332	1,071,332	34,580
Operations and Maintenance					
440/540130 Maintenance and Repair of Office Equipment	19,117.54	57,707	45,500	45,500	(12,207)
441/540170 Maintenance and Repair of Data Processing Equipment and Software	209,904.00	292,804	298,355	298,355	5,551
441/540172 County Wide Contract for Maintenance of Data Processing Equipment			164,802	164,802	164,802
444/540250 Maintenance and Repair of Automotive Equipment	136,251.72	219,422	225,000	225,000	5,578
445/540290 Operation of Automotive Equipment	361,233.58	459,869	600,000	600,000	140,131
449/540310 Op., Maint. and Repair of Institutional Equipment	47,138.39	44,783			(44,783)
461/540370 Maintenance of Facilities	8,623.35	17,517	18,000	18,000	483
Operations and Maintenance Total	782,268.58	1,092,102	1,351,657	1,351,657	259,555
Rental and Leasing					
630/550018 County Wide Canon Photocopier Lease			300,045	300,045	300,045
634/550060 Rental of Automotive Equipment	1,016.61	1,200	7,500	7,500	6,300
660/550130 Rental of Facilities	51,913.91	90,000	90,000	90,000	
Rental and Leasing Total	52,930.52	91,200	397,545	397,545	306,345

DISTRIBUTION BY APPROPRIATION CLASSIFICATION
STATE'S ATTORNEY

Account	2011 Expend. Year-to-date	2011 Adjusted Appropriation	Department Request	President's Recommendation	Difference
Contingency and Special Purposes					
811/580360 Contingency Fund for the Use of the State's Attorney	27,173.12	60,000	60,000	60,000	
814/580380 Appropriation Adjustments	(3,814,418.57)	(4,228,134)	(3,936,235)	(3,936,235)	291,899
818/580033 Reimbursement to Designated Fund	617,068.76	1,116,930	1,100,000	1,100,000	(16,930)
Contingency and Special Purposes Total	(3,170,176.69)	(3,051,204)	(2,776,235)	(2,776,235)	274,969
Operating Funds Total	77,969,078.23	88,111,544	85,764,604	85,764,604	(2,346,940)
(715) Major Capital Equipment - Long Term Projects					
579/560450 Computer Equipment	2,179,260.60				
	2,179,260.60				
(717) New/Replacement Capital Equipment					
530/560510 Office Furnishings and Equipment	5,224.00		35,000	17,500	17,500
549/560610 Vehicle Purchase	2,624,976.40		660,000	636,000	636,000
579/560450 Computer Equipment	2,281,352.60	1,903,000			(1,903,000)
	4,911,553.00	1,903,000	695,000	653,500	(1,249,500)
Total Capital Equipment Request Total	7,090,813.60	1,903,000	695,000	653,500	(1,249,500)

DISTRIBUTION BY APPROPRIATION CLASSIFICATION
STATE'S ATTORNEY - SPECIAL PURPOSE FUNDS

Account	2011 Expend. Year-to-date	2011 Adjusted Appropriation	Department Request	President's Recommendation	Difference
Personal Services					
110/501010 Salaries and Wages of Regular Employees	1,849,848.84	2,409,131	2,423,741	2,423,741	14,610
120/501210 Overtime Compensation	10,144.05	10,000	10,000	10,000	
170/501510 Mandatory Medicare Costs	24,435.20	34,953	37,409	37,409	2,456
172/501540 Workers' Compensation	36,047.00	36,047			(36,047)
174/501570 Pension	119,158.00	204,270	300,638	300,638	96,368
175/501590 Life Insurance Program	3,655.85	8,142	5,990	5,990	(2,152)
176/501610 Health Insurance	328,845.21	458,983	500,104	500,104	41,121
177/501640 Dental Insurance Plan	10,423.32	14,685	14,155	14,155	(530)
178/501660 Unemployment Compensation		36,047			(36,047)
179/501690 Vision Care Insurance	5,222.09	4,399	4,372	4,372	(27)
186/501860 Training Programs for Staff Personnel		45,000	20,000	20,000	(25,000)
189/501950 Allowances Per Collective Bargaining Agreement	300.00	450	450	450	
190/501970 Transportation and Other Travel Expenses for Employees		55,000	20,000	20,000	(35,000)
Personal Services Total	2,388,079.56	3,317,107	3,336,859	3,336,859	19,752
Contractual Services					
246/520650 Imaging of Records		25,840			(25,840)
263/520930 Legal Fees	49,950.00	50,000	30,000	30,000	(20,000)
264/520960 Expert Witnesses	48,706.25	50,000			(50,000)
Contractual Services Total	98,656.25	125,840	30,000	30,000	(95,840)
Supplies and Materials					
350/530600 Office Supplies		25,000			(25,000)
388/531650 Computer Operation Supplies		50,000			(50,000)
Supplies and Materials Total		75,000			(75,000)
Capital Equipment and Improvements					
579/560450 Computer Equipment	9,342.00	49,950			(49,950)
Capital Equipment and Improvements Total	9,342.00	49,950			(49,950)
Contingency and Special Purposes					
883/580260 Cook County Administration	237,600.00	239,842	87,613	87,613	(152,229)
Contingency and Special Purposes Total	237,600.00	239,842	87,613	87,613	(152,229)
Operating Funds Total	2,733,677.81	3,807,739	3,454,472	3,454,472	(353,267)

DEPARTMENT OVERVIEW

250 STATE'S ATTORNEY

Mission

The Office works to uphold public safety through the fair and efficient administration of justice. Assistant State's Attorneys and support staff vigorously prosecute crimes committed in the County and provide extensive services to victims and witnesses. The office also represents the County and its officers in all civil proceedings.

Mandates and Key Activities

- Criminal Prosecutions Bureau is divided into several divisions including Felony Trial, Sexual Crimes, Traffic, and Municipal. The Bureau is also charged with prosecuting thousands of domestic violence cases and cases of child sexual abuse through the Child Advocacy Division.
- Juvenile Justice Bureau contains two divisions: Delinquency and Child Protection. Delinquency handles cases involving juveniles under the age of 17 who have been arrested for committing a crime. Child Protection files civil actions against parents and guardians who abuse or neglect their children.
- Civil Actions Bureau defends the county and its officeholders and employees in civil suits and has sections dedicated to Child Support Enforcement, Complex Litigation, Labor and Employment, Torts and Civil Rights, Industrial Claims, Revenue Recovery, Municipal Litigation, Transactions/Health Law, and Real Estate Taxation.
- Narcotics Bureau handles tens of thousands of cases each year and focuses most of its efforts on long-term investigations that target major dealers operating often with violent street gangs. The bureau seeks treatment programs, such as our successful Drug School, for low-level users.
- Special Prosecutions Bureau is responsible for investigating and prosecuting complex criminal and public corruption cases. It includes units for Auto Theft, Gang Crimes, Government and Financial Crimes, Organized Crime/Cold Case, and Professional Standards.
- Administrative Bureau provides investigative, technical and administrative assistance to the office and supports all other bureaus with administrative personnel. Bureau also includes the national award winning Victim Witness Assistance Program that provides services to crime victims.

Discussion of 2011 Activities and 2012 Initiatives

Human Trafficking Initiative

Recognizing the growing issue of the sexual trafficking of young children, the State's Attorney created an Organized Crime/Human Trafficking Initiative to conduct long-term covert investigations and wrote a new law to provide local prosecutors with more effective legal tools to tackle this horrific crime.

To date, more than 40 defendants have been charged with human trafficking felony offenses under the new initiative and the State's Attorney's Office has obtained three convictions, including Cook County's first-ever conviction by a jury on human trafficking charges.

The office also conducted the nation's first state-based wiretap investigation into the forced sex trafficking of children and young women by Chicago street gang members. "Operation Little Girl Lost" resulted in the arrests of 10 street gang members who sex trafficked children and young women, some as young as 12 years old, to sell their sexual services.

Deferred Prosecution Program

In an effort to provide younger first time offenders with a second chance, the State's Attorney implemented a new court alternative program that enables non-violent felony offenders to avoid a felony conviction if they successfully complete an intensive alternative prosecution program.

The State's Attorney's Deferred Prosecution Program is a court diversion program designed for adult offenders who have no previous felony convictions and who have been charged with a specified non-violent felony offense. It is the first program of its kind to be implemented by prosecutors in Cook County.

The program, which now has more than 300 participants voluntarily enrolled, diverts eligible offenders into an intensive 12-month pre-indictment program. The program requires the consent of the victim and the participants must complete all mandatory requirements during the course of their year-long participation.

New Initiative to Crack Down on Retail Theft

The State's Attorney's Office formed a first-of-its kind task force to investigate and prosecute the crime of organized retail theft and fencing, a growing consumer problem that drives up costs for businesses as well as their customers. The crime also causes an extensive loss of much-needed sales tax revenues in the county and the state. According to consumer reports, it is estimated that Illinois loses \$77 million in taxes each year as a result of organized retail theft and fencing.

The Cook County State's Attorney's Regional Organized Crime Task Force includes representatives from law enforcement and the retail industry from throughout the Cook County region. With the formation of the task force, the State's Attorney's Office became the first prosecutor's office in the nation to join with law enforcement and retailers to develop a unified and proactive plan to tackle this type of crime.

As a result of these efforts, a major fencing operation was broken up following a joint investigation by the State's Attorney's Office and the Chicago Police Department. Two suburban men were charged with operating a multi-million dollar criminal enterprise out of their north side distribution warehouse by purchasing and reselling stolen merchandise for profit.

Expansion of Community Prosecution Efforts

Continuing efforts to bring the services of the State's Attorney's Office closer to Cook County residents, the State's Attorney opened a fourth Community Justice Center in partnership with the University of Illinois at Chicago and the Chicago Police Department.

Assistant State's Attorneys assigned to the Community Justice Center work closely on the prosecution and prevention of local crime with police districts, community groups, schools, businesses and area residents. Crime victims utilize the resources of the center to access ongoing court information and to obtain victim services. The State's Attorney's Office also coordinates information seminars and hosts crime prevention meetings. Additionally, a specially trained prosecutor from the office's Mortgage Fraud Investigations and Prosecutions Unit works at the

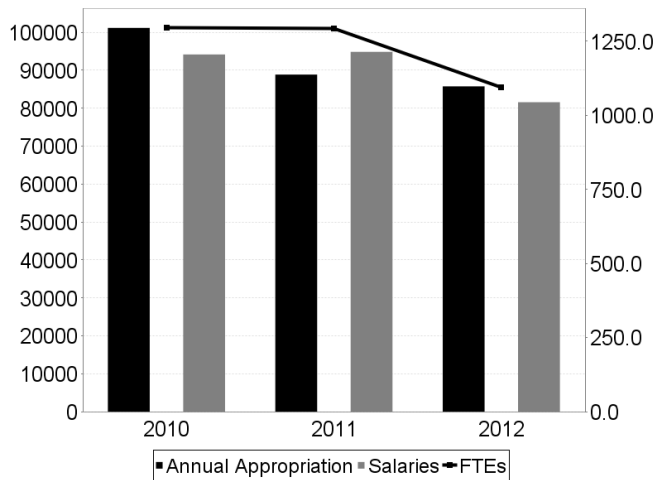
DEPARTMENT OVERVIEW

250 STATE'S ATTORNEY

center to assist local residents affected by mortgage fraud, conducting pro-active mortgage fraud investigations and coordinating takedowns of corrupt appraisers and brokers.

The UIC Community Justice Center joins three other Community Justice Centers now operating on Chicago's North and South sides as well as in Oak Park.

Appropriations (\$ thousands)			
Fund Category	2010 Adopted	2011 Adopted	2012 Recommended
General	101,175.1	88,871.8	85,764.6
Total	101,175.1	88,871.8	85,764.6
	Adopted	Adopted	Recommended
FTE Positions	1,294.8	1,292.9	1,094.7



S.T.A.R. Goals/Key Performance Indicators

- Promote Effective Caseload Management: Measures the average number of cases per attorney and average time to disposition of a case, with the goal of decreasing time to disposition.
- Provide Adequate Training to All Staff: Measures the percentage of Assistant State's Attorneys completing required training with a goal of 100% completion.
- Monitor Performance to Ensure Professional Results: Measures the percentage of employees receiving annual performance evaluations and percentage of Improvement plans implemented when needed.
- Increase Use of Technology to Create Efficiencies: Measures percentage of staff trained on the new CiberElite Case Management System and percentage using it effectively.

DISTRIBUTION BY APPROPRIATION CLASSIFICATION
DEPARTMENT 250 - STATE'S ATTORNEY

Account	2011 Expend. Year-to-date	2011 Adjusted Appropriation	Department Request	President's Recommendation	Difference
Personal Services					
110/501010 Salaries and Wages of Regular Employees	76,013,233.94	91,228,074	81,587,725	81,587,725	(9,640,349)
115/501170 Appropriation Adjustment for Personal Services		(6,286,672)			6,286,672
120/501210 Overtime Compensation	471,236.42	550,000	550,000	550,000	
130/501320 Salaries and Wages of Extra Employees	5,620.44				
135/501380 Salaries and Wages of ERI Employees	(535.00)				
170/501510 Mandatory Medicare Costs	43,925.63				
185/501810 Professional and Technical Membership Fees	358.00	1,200	1,200	1,200	
186/501860 Training Programs for Staff Personnel	47,155.28	85,000	80,000	80,000	(5,000)
189/501950 Allowances Per Collective Bargaining Agreement	15,450.00	17,400	15,900	15,900	(1,500)
190/501970 Transportation and Other Travel Expenses for Employees	247,137.44	280,000	280,000	280,000	
Personal Services Total	76,843,582.15	85,875,002	82,514,825	82,514,825	(3,360,177)
Contractual Services					
217/520100 Transportation for Specific Activities and Purposes	324,517.76	335,324	340,000	340,000	4,676
220/520150 Communication Services			40,480	40,480	40,480
225/520260 Postage	193,327.69	217,858	220,000	220,000	2,142
228/520280 Delivery Services	6,374.44	14,443	15,000	15,000	557
232/520350 Boarding and Lodging of Non-Employees	140,742.47	237,195	220,000	220,000	(17,195)
240/520490 External Graphics and Reproduction Services	27,075.10	38,728	30,000	30,000	(8,728)
246/520650 Imaging of Records	108,666.53	145,868	150,000	150,000	4,132
260/520830 Professional and Managerial Services	701,720.98	711,035	710,000	710,000	(1,035)
263/520930 Legal Fees	94,700.81	99,735	100,000	100,000	265
264/520960 Expert Witnesses	155,087.31	194,513	180,000	180,000	(14,513)
268/521030 Court Reporting, Stenographic, Transcribing, or Interpreter Services	1,003,336.64	1,072,993	1,200,000	1,200,000	127,007
Contractual Services Total	2,755,549.73	3,067,692	3,205,480	3,205,480	137,788
Supplies and Materials					
350/530600 Office Supplies	211,944.01	338,740	350,000	350,000	11,260
353/530640 Books, Periodicals, Publications, Archives and Data Services	197,781.10	333,446	100,000	100,000	(233,446)
353/530675 County Wide Lexis-Nexis Contract			246,332	246,332	246,332
355/530700 Photographic and Reproduction Supplies	154,087.87	233,663	240,000	240,000	6,337
388/531650 Computer Operation Supplies	141,110.96	130,903	135,000	135,000	4,097
Supplies and Materials Total	704,923.94	1,036,752	1,071,332	1,071,332	34,580
Operations and Maintenance					
440/540130 Maintenance and Repair of Office Equipment	19,117.54	57,707	45,500	45,500	(12,207)
441/540170 Maintenance and Repair of Data Processing Equipment and Software	209,904.00	292,804	298,355	298,355	5,551
441/540172 County Wide Contract for Maintenance of Data Processing Equipment			164,802	164,802	164,802
444/540250 Maintenance and Repair of Automotive Equipment	136,251.72	219,422	225,000	225,000	5,578
445/540290 Operation of Automotive Equipment	361,233.58	459,869	600,000	600,000	140,131
449/540310 Op., Maint. and Repair of Institutional Equipment	47,138.39	44,783			(44,783)
461/540370 Maintenance of Facilities	8,623.35	17,517	18,000	18,000	483
Operations and Maintenance Total	782,268.58	1,092,102	1,351,657	1,351,657	259,555
Rental and Leasing					
630/550018 County Wide Canon Photocopier Lease			300,045	300,045	300,045
634/550060 Rental of Automotive Equipment	1,016.61	1,200	7,500	7,500	6,300
660/550130 Rental of Facilities	51,913.91	90,000	90,000	90,000	
Rental and Leasing Total	52,930.52	91,200	397,545	397,545	306,345

DISTRIBUTION BY APPROPRIATION CLASSIFICATION
DEPARTMENT 250 - STATE'S ATTORNEY

Account	2011 Expend. Year-to-date	2011 Adjusted Appropriation	Department Request	President's Recommendation	Difference
<u>Contingency and Special Purposes</u>					
811/580360 Contingency Fund for the Use of the State's Attorney	27,173.12	60,000	60,000	60,000	
814/580380 Appropriation Adjustments	(3,814,418.57)	(4,228,134)	(3,936,235)	(3,936,235)	291,899
818/580033 Reimbursement to Designated Fund	617,068.76	1,116,930	1,100,000	1,100,000	(16,930)
Contingency and Special Purposes Total	(3,170,176.69)	(3,051,204)	(2,776,235)	(2,776,235)	274,969
Operating Funds Total	77,969,078.23	88,111,544	85,764,604	85,764,604	(2,346,940)
<u>(715) Major Capital Equipment - Long Term Projects - 71520500</u>					
579/560450 Computer Equipment	2,179,260.60				
	2,179,260.60				
<u>(717) New/Replacement Capital Equipment - 71700250</u>					
530/560510 Office Furnishings and Equipment	5,224.00		35,000	17,500	17,500
549/560610 Vehicle Purchase	2,624,976.40		660,000	636,000	636,000
579/560450 Computer Equipment	2,281,352.60	1,903,000			(1,903,000)
	4,911,553.00	1,903,000	695,000	653,500	(1,249,500)
Total Capital Equipment Request Total	7,090,813.60	1,903,000	695,000	653,500	(1,249,500)

PERSONAL SERVICES - SUMMARY OF POSITIONS BY BUSINESS UNIT AND JOB CODE

DEPARTMENT 250 - STATE'S ATTORNEY

Job Code	Title	Grade	2011 Current		Department Request		President's Recommendation	
			FTE Pos.	Salaries	FTE Pos.	Salaries	FTE Pos.	Salaries
01 Administrative Division								
01 Administration - 2500890								
0016	State's Attorney	SEL	1.0	192,789	1.0	192,789	1.0	192,789
1479	Special Assistant State's Attorney	AT	1.0	152,510				
1176	Assistant State's Attorney	A34	1.0	168,537	1.0	168,537	1.0	168,537
1174	Assistant State's Attorney	A32	1.0	152,510	1.0	152,510	1.0	152,510
1165	Assistant State's Attorney	AT	1.0	114,755				
1155	Assistant State's Attorney	AT	1.0	78,472				
1150	Assistant State's Attorney	AT	1.0	78,895	1.0	78,904	1.0	78,904
1149	Assistant State's Attorney	AT	2.0	149,083	2.0	133,332	2.0	133,332
0614	Special Assistant State's Attorney	A35			1.0	152,510	1.0	152,510
			9.0	\$1,087,551	7.0	\$878,582	7.0	\$878,582
02 Criminal Prosecutions Bureau								
01 Felony Trial Division - 2500891								
1173	Assistant State's Attorney	A31	2.0	288,992	2.0	288,992	2.0	288,992
1171	Assistant State's Attorney	AT	1.0	133,649	1.0	131,907	1.0	131,907
1170	Assistant State's Attorney	AT	1.0	130,357	1.0	128,658	1.0	128,658
1169	Assistant State's Attorney	AT	3.0	353,168	3.0	348,472	3.0	348,472
1165	Assistant State's Attorney	AT	7.0	760,088	6.0	674,259	6.0	674,259
1163	Assistant State's Attorney	AT	1.0	111,398	1.0	106,279	1.0	106,279
1161	Assistant State's Attorney	AT	5.0	562,467	5.0	534,542	5.0	534,542
1160	Assistant State's Attorney	AT	9.0	884,369	9.0	878,532	9.0	878,532
1159	Assistant State's Attorney	AT	24.6	2,272,570	24.2	2,250,958	24.2	2,250,958
1158	Assistant State's Attorney	AT	14.6	1,467,347	14.6	1,488,276	14.6	1,488,276
1157	Assistant State's Attorney	AT	10.0	921,695	9.0	867,942	9.0	867,942
1156	Assistant State's Attorney	AT	14.6	1,273,058	14.8	1,304,801	14.8	1,304,801
1155	Assistant State's Attorney	AT	42.6	3,645,009	42.0	3,601,653	42.0	3,601,653
1154	Assistant State's Attorney	AT	12.6	1,064,759	12.6	1,064,832	12.6	1,064,832
1152	Assistant State's Attorney	AT	33.6	2,798,394	32.0	2,697,582	32.0	2,697,582
1151	Assistant State's Attorney	AT	1.0	78,053	1.0	79,584	1.0	79,584
1150	Assistant State's Attorney	AT	14.0	1,078,946	13.0	1,008,172	13.0	1,008,172
1149	Assistant State's Attorney	AT	17.0	1,198,511	16.0	1,121,639	16.0	1,121,639
1148	Assistant State's Attorney	AT	14.0	931,004	14.0	903,915	14.0	903,915
1147	Assistant State's Attorney	AT	8.0	506,334	7.0	453,169	7.0	453,169
1145	Assistant State's Attorney	AT	13.0	845,139	13.0	838,523	13.0	838,523
1144	Assistant State's Attorney	AT	5.0	349,499	5.0	342,156	5.0	342,156
1167	Assistant State's Attorney	AT	8.0	958,607	8.0	940,872	8.0	940,872
			261.6	\$22,613,413	254.2	\$22,055,715	254.2	\$22,055,715
02 Municipal Division - 2500892								
1169	Assistant State's Attorney	AT	2.0	258,320	2.0	253,494	2.0	253,494
1166	Assistant State's Attorney	AT	1.0	112,935	1.0	111,330	1.0	111,330
1165	Assistant State's Attorney	AT	7.0	792,709	7.0	779,310	7.0	779,310
1163	Assistant State's Attorney	AT	2.0	227,376	2.0	222,660	2.0	222,660
1162	Assistant State's Attorney	AT	2.0	228,751	2.0	222,660	2.0	222,660
1161	Assistant State's Attorney	AT	4.0	460,763	4.0	451,599	4.0	451,599
1160	Assistant State's Attorney	AT	1.0	113,839	1.0	109,676	1.0	109,676
1159	Assistant State's Attorney	AT	2.0	164,818	2.0	168,074	2.0	168,074
1158	Assistant State's Attorney	AT	1.0	58,015	1.0	59,155	1.0	59,155
1157	Assistant State's Attorney	AT	4.0	365,709	4.0	365,881	4.0	365,881
1156	Assistant State's Attorney	AT	4.0	288,807	4.0	291,106	4.0	291,106
1155	Assistant State's Attorney	AT	4.0	254,063	4.0	257,682	4.0	257,682

PERSONAL SERVICES - SUMMARY OF POSITIONS BY BUSINESS UNIT AND JOB CODE
DEPARTMENT 250 - STATE'S ATTORNEY

Job Code	Title	Grade	2011 Current		Department Request		President's Recommendation	
			FTE Pos.	Salaries	FTE Pos.	Salaries	FTE Pos.	Salaries
1154	Assistant State's Attorney	AT	3.0	175,988	3.0	178,238	3.0	178,238
1152	Assistant State's Attorney	AT	5.0	341,648	4.0	275,466	4.0	275,466
1150	Assistant State's Attorney	AT	11.0	739,756	11.0	747,165	11.0	747,165
1149	Assistant State's Attorney	AT	35.6	2,160,948	33.6	2,042,292	33.6	2,042,292
1148	Assistant State's Attorney	AT	29.0	1,759,301	27.0	1,643,624	27.0	1,643,624
1147	Assistant State's Attorney	AT	17.0	1,036,379	15.0	923,537	15.0	923,537
1145	Assistant State's Attorney	AT	10.0	619,985	10.0	628,308	10.0	628,308
1144	Assistant State's Attorney	AT	6.0	375,867	5.0	313,982	5.0	313,982
0500	Assistant State's Attorney	AT	14.0	834,575	12.0	723,417	12.0	723,417
1167	Assistant State's Attorney	AT	9.0	1,080,773	9.0	1,069,530	9.0	1,069,530
			173.6	\$12,451,325	163.6	\$11,838,186	163.6	\$11,838,186
03 Appellate Division - 2500893								
1169	Assistant State's Attorney	AT	1.0	128,679	1.0	126,747	1.0	126,747
1163	Assistant State's Attorney	AT	2.0	227,375	2.0	222,660	2.0	222,660
1161	Assistant State's Attorney	AT	2.0	219,192	1.0	108,920	1.0	108,920
1160	Assistant State's Attorney	AT	4.0	367,928	4.0	406,696	4.0	406,696
1159	Assistant State's Attorney	AT	1.0	110,349	1.0	109,676	1.0	109,676
1158	Assistant State's Attorney	AT	3.1	296,750	4.5	426,599	4.5	426,599
1157	Assistant State's Attorney	AT	1.6	152,041	1.6	154,933	1.6	154,933
1156	Assistant State's Attorney	AT	5.6	530,644	5.6	512,023	5.6	512,023
1155	Assistant State's Attorney	AT	7.2	646,630	6.8	617,389	6.8	617,389
1154	Assistant State's Attorney	AT	3.6	301,135	3.6	300,225	3.6	300,225
1152	Assistant State's Attorney	AT	2.6	213,051	2.6	214,025	2.6	214,025
1150	Assistant State's Attorney	AT	2.0	137,544	2.0	138,720	2.0	138,720
1149	Assistant State's Attorney	AT	2.0	130,084	2.0	132,640	2.0	132,640
1148	Assistant State's Attorney	AT	1.0	68,750	1.0	70,089	1.0	70,089
1147	Assistant State's Attorney	AT	2.0	117,356	2.0	117,354	2.0	117,354
1145	Assistant State's Attorney	AT	4.0	246,929	4.0	249,262	4.0	249,262
1144	Assistant State's Attorney	AT	2.0	123,198	2.0	125,631	2.0	125,631
			46.7	\$4,017,635	46.7	\$4,033,589	46.7	\$4,033,589
04 Community Justice Centers - 2500903								
0691	Victim Witness Coordinator IV	19	1.0	74,901	1.0	76,328	1.0	76,328
0050	Administrative Assistant IV	18	2.0	135,226	2.0	135,226	2.0	135,226
0907	Clerk V	11	1.0	40,833	1.0	40,922	1.0	40,922
1159	Assistant State's Attorney	AT	1.0	105,495	1.0	105,508	1.0	105,508
1158	Assistant State's Attorney	AT	1.0	113,864	1.0	109,676	1.0	109,676
1155	Assistant State's Attorney	AT	1.0	92,807	1.0	91,439	1.0	91,439
1148	Assistant State's Attorney	AT	1.0	77,653	1.0	77,682	1.0	77,682
			8.0	\$640,779	8.0	\$636,781	8.0	\$636,781
03 Civil Actions Bureau								
01 Civil Division - 2500894								
0047	Administrative Assistant II	14			1.0	52,428	1.0	52,428
0556	Law Clerk I	14	2.0	90,952	2.0	91,574	2.0	91,574
1173	Assistant State's Attorney	A31	1.0	144,496	1.0	144,496	1.0	144,496
1171	Assistant State's Attorney	AT	1.0	135,064	1.0	131,907	1.0	131,907
1166	Assistant State's Attorney	AT	1.0	119,306	1.0	117,609	1.0	117,609
1165	Assistant State's Attorney	AT	7.0	825,051	5.0	581,765	5.0	581,765
1163	Assistant State's Attorney	AT	2.0	222,784	1.0	109,122	1.0	109,122
1162	Assistant State's Attorney	AT	4.0	453,687	3.0	332,336	3.0	332,336
1161	Assistant State's Attorney	AT	3.0	263,474	3.0	264,563	3.0	264,563
1160	Assistant State's Attorney	AT	9.0	971,237	8.0	860,504	8.0	860,504

PERSONAL SERVICES - SUMMARY OF POSITIONS BY BUSINESS UNIT AND JOB CODE
DEPARTMENT 250 - STATE'S ATTORNEY

Job Code	Title	Grade	2011 Current		Department Request		President's Recommendation	
			FTE Pos.	Salaries	FTE Pos.	Salaries	FTE Pos.	Salaries
1159	Assistant State's Attorney	AT	4.0	373,348	4.0	380,773	4.0	380,773
1158	Assistant State's Attorney	AT	3.0	299,749	3.0	296,282	3.0	296,282
1157	Assistant State's Attorney	AT	7.0	655,243	4.0	375,958	4.0	375,958
1156	Assistant State's Attorney	AT	7.0	650,749	7.0	648,711	7.0	648,711
1155	Assistant State's Attorney	AT	3.0	264,938	2.0	183,842	2.0	183,842
1154	Assistant State's Attorney	AT	5.0	447,423	3.0	269,190	3.0	269,190
1152	Assistant State's Attorney	AT	4.0	276,303	2.0	116,485	2.0	116,485
1150	Assistant State's Attorney	AT	3.0	248,970	3.0	248,241	3.0	248,241
1149	Assistant State's Attorney	AT	9.0	683,935	7.0	544,246	7.0	544,246
1148	Assistant State's Attorney	AT	7.0	506,688	6.0	436,719	6.0	436,719
1147	Assistant State's Attorney	AT	3.0	210,066	3.0	213,380	3.0	213,380
1145	Assistant State's Attorney	AT	2.4	190,475	3.0	233,520	3.0	233,520
1144	Assistant State's Attorney	AT	1.0	65,183				
1167	Assistant State's Attorney	AT	2.0	239,436	1.0	117,610	1.0	117,610
			90.4	\$8,338,557	74.0	\$6,751,261	74.0	\$6,751,261
02 FOIA Compliance - 2500902								
1171	Assistant State's Attorney	AT	1.0	120,425	1.0	117,609	1.0	117,609
			1.0	\$120,425	1.0	\$117,609	1.0	\$117,609
04 Special Prosecutions Bureau								
01 Special Prosecutions - 2500895								
1173	Assistant State's Attorney	A31	1.0	144,496	1.0	144,496	1.0	144,496
1172	Assistant State's Attorney	AT	1.0	135,480	1.0	131,907	1.0	131,907
1165	Assistant State's Attorney	AT	7.0	832,337	7.0	816,984	7.0	816,984
1164	Assistant State's Attorney	AT	1.0	114,171	1.0	111,330	1.0	111,330
1163	Assistant State's Attorney	AT	1.0	115,088	1.0	111,330	1.0	111,330
1162	Assistant State's Attorney	AT	5.0	485,107	5.0	487,786	5.0	487,786
1161	Assistant State's Attorney	AT	1.0	106,389	1.0	108,504	1.0	108,504
1160	Assistant State's Attorney	AT	6.0	637,931	6.0	642,663	6.0	642,663
1159	Assistant State's Attorney	AT	8.0	795,285	8.0	803,944	8.0	803,944
1158	Assistant State's Attorney	AT	5.0	522,076	5.0	529,215	5.0	529,215
1157	Assistant State's Attorney	AT	8.0	766,112	8.0	765,915	8.0	765,915
1156	Assistant State's Attorney	AT	5.0	457,381	5.0	455,852	5.0	455,852
1155	Assistant State's Attorney	AT	4.0	355,252	4.0	344,658	4.0	344,658
1154	Assistant State's Attorney	AT	2.0	172,328	2.0	175,727	2.0	175,727
1152	Assistant State's Attorney	AT	2.0	165,823	2.0	152,295	2.0	152,295
1150	Assistant State's Attorney	AT	1.0	60,504				
1149	Assistant State's Attorney	AT	2.0	153,514	1.0	88,880	1.0	88,880
1144	Assistant State's Attorney	AT	2.0	129,358	2.0	130,737	2.0	130,737
1167	Assistant State's Attorney	AT	1.0	119,436	1.0	117,609	1.0	117,609
			63.0	\$6,268,068	61.0	\$6,119,832	61.0	\$6,119,832
05 Investigations Bureau								
01 Investigations - 2500896								
0626	Chief Investigative Bureau (State's Attorney)	24	1.0	132,826	1.0	132,826	1.0	132,826
0647	Deputy Chief Investigator	24	2.0	242,082	1.0	121,041	1.0	121,041
0284	Investigator V (State's Attorney)	23	8.0	765,616	6.0	574,787	6.0	574,787
0642	Investigator V	22	1.0	74,465	1.0	77,909	1.0	77,909
2502	Investigator IV (Accountant/State's Attorney)	22	15.0	1,363,899	14.0	1,277,493	14.0	1,277,493
0696	Investigator II (State's Attorney)	SA2	95.0	7,098,332	82.0	6,281,569	82.0	6,281,569
0695	Investigator I (State's Attorney)	SA1	5.0	266,258	1.0	58,088	1.0	58,088
			127.0	\$9,943,478	106.0	\$8,523,713	106.0	\$8,523,713

PERSONAL SERVICES - SUMMARY OF POSITIONS BY BUSINESS UNIT AND JOB CODE
DEPARTMENT 250 - STATE'S ATTORNEY

Job Code	Title	Grade	2011 Current		Department Request		President's Recommendation	
			FTE Pos.	Salaries	FTE Pos.	Salaries	FTE Pos.	Salaries
07 Bureau Of Administrative Services								
01 General Administrative - 2500898								
0028	Program Manager	24	5.0	451,492	5.0	451,494	5.0	451,494
0057	Director of Communications	24	1.0	114,237	1.0	114,237	1.0	114,237
0516	Executive Officer	24	1.0	86,360	1.0	86,360	1.0	86,360
0592	Chief Court Reporter	24	1.0	73,396	1.0	73,396	1.0	73,396
0611	Deputy Chief Administrative Services	24	2.0	224,533	2.0	224,533	2.0	224,533
0612	Chief of Administrative Services	24	1.0	132,826	1.0	132,826	1.0	132,826
0615	Director Computer Systems (State's Attorney)	24	1.0	103,365	1.0	103,365	1.0	103,365
4697	Coordinator of Video Transfer Specialist	23	1.0	96,737	1.0	98,653	1.0	98,653
0625	Assistant to Chief of Administrative Services II	24	1.0	86,359	1.0	86,359	1.0	86,359
0112	Director of Financial Control III	23	1.0	102,015	1.0	104,014	1.0	104,014
0295	Administrative Analyst V	23	1.0	82,846				
0056	Project Director	22	3.0	275,601	3.0	281,620	3.0	281,620
0205	Budget Analyst V	22	1.0	72,978	1.0	91,124	1.0	91,124
0588	Court Reporter V	22	5.0	417,417				
0609	Administrative Assistant to the State's Attorney	22	1.0	93,722	1.0	95,559	1.0	95,559
0613	Assistant to Chief of Administrative Services	22	1.0	83,983	1.0	75,943	1.0	75,943
0742	Personnel Manager V	22	1.0	76,183	1.0	77,709	1.0	77,709
0293	Administrative Analyst III	21	3.0	252,579	3.0	249,354	3.0	249,354
0051	Administrative Assistant V	20	13.0	1,036,153	12.0	969,545	12.0	969,545
1112	Systems Analyst III	20	2.0	166,992	2.0	167,916	2.0	167,916
4698	Video Transcriptionist	20	2.0	144,540				
4699	Courtroom Video Presentation Specialist	20	2.0	157,817	1.0	84,202	1.0	84,202
0145	Accountant V	19	1.0	71,467				
0050	Administrative Assistant IV	18	31.4	2,072,793	26.0	1,731,787	26.0	1,731,787
0979	Duplicating Section Supervisor III	18	1.0	68,283	1.0	68,283	1.0	68,283
1111	Systems Analyst II	18	3.0	198,346	2.0	134,554	2.0	134,554
0048	Administrative Assistant III	16	21.0	1,215,072	18.0	1,057,541	18.0	1,057,541
0553	Court Clerk III	16	1.0	55,335	1.0	55,335	1.0	55,335
0047	Administrative Assistant II	14	55.0	2,767,994	44.0	2,241,915	44.0	2,241,915
0174	Bookkeeper IV	14	1.0	51,399	1.0	51,399	1.0	51,399
0556	Law Clerk I	14	20.0	1,004,481	14.0	720,463	14.0	720,463
1122	Data Entry Manager	14	1.0	50,950	1.0	52,773	1.0	52,773
2264	Draftsman III	14	1.0	53,970	1.0	53,970	1.0	53,970
0552	Court Clerk II	14	2.0	86,884	2.0	89,399	2.0	89,399
0142	Accountant II	13	1.0	46,936	1.0	47,874	1.0	47,874
0842	Librarian II	13	1.0	46,936	1.0	46,936	1.0	46,936
0936	Stenographer V	13	20.0	930,299	13.0	624,511	13.0	624,511
0046	Administrative Assistant I	12	12.0	508,454	7.0	312,924	7.0	312,924
0907	Clerk V	11	88.0	3,479,783	43.0	1,796,756	43.0	1,796,756
0935	Stenographer IV	11	32.0	1,256,583	15.0	629,721	15.0	629,721
0906	Clerk IV	9	3.0	103,971		1		1
0934	Stenographer III	09	7.0	232,020	3.0	107,801	3.0	107,801
1676	Reproduction Technician I	09	2.0	54,844				
			354.4	\$18,688,931	234.0	\$13,392,152	234.0	\$13,392,152
02 Victim/witness Services - 2500899								
0056	Project Director	22	1.0	93,090	1.0	94,978	1.0	94,978
0691	Victim Witness Coordinator IV	19	1.0	70,742	1.0	72,164	1.0	72,164
0050	Administrative Assistant IV	18	1.0	60,281	1.0	61,490	1.0	61,490

PERSONAL SERVICES - SUMMARY OF POSITIONS BY BUSINESS UNIT AND JOB CODE
DEPARTMENT 250 - STATE'S ATTORNEY

Job Code	Title	Grade	2011 Current		Department Request		President's Recommendation	
			FTE Pos.	Salaries	FTE Pos.	Salaries	FTE Pos.	Salaries
0692	Victim Witness Coordinator III	16	6.0	352,703	4.0	234,040	4.0	234,040
0667	Victim Witness Coordinator II	15	18.0	982,863	12.0	687,829	12.0	687,829
0666	Victim Witness Coordinator I	14	7.0	335,809	5.0	246,753	5.0	246,753
0936	Stenographer V	13	1.0	47,427	1.0	47,874	1.0	47,874
0690	Victim Witness Coordinator Aide	11	5.0	199,698	1.0	40,922	1.0	40,922
			40.0	\$2,142,613	26.0	\$1,486,050	26.0	\$1,486,050
08 Narcotics Prosecutions Bureau								
01 Narcotics - 2500900								
1173	Assistant State's Attorney	A31	1.0	144,496	1.0	144,496	1.0	144,496
1171	Assistant State's Attorney	AT	1.0	133,714	1.0	131,907	1.0	131,907
1165	Assistant State's Attorney	AT	1.0	113,820	1.0	111,330	1.0	111,330
1163	Assistant State's Attorney	AT	1.0	114,084	1.0	111,330	1.0	111,330
1162	Assistant State's Attorney	AT	1.0	110,970	1.0	109,676	1.0	109,676
1154	Assistant State's Attorney	AT	1.0	96,663	1.0	98,578	1.0	98,578
1150	Assistant State's Attorney	AT	3.0	208,492	3.0	211,407	3.0	211,407
1149	Assistant State's Attorney	AT	6.0	354,747	6.0	361,471	6.0	361,471
1148	Assistant State's Attorney	AT	2.0	120,619	2.0	121,803	2.0	121,803
1147	Assistant State's Attorney	AT	2.0	118,329	2.0	120,660	2.0	120,660
1145	Assistant State's Attorney	AT	5.4	332,091	5.0	305,670	5.0	305,670
1144	Assistant State's Attorney	AT	2.0	120,319	2.0	122,717	2.0	122,717
0500	Assistant State's Attorney	AT	2.0	119,477	2.0	120,577	2.0	120,577
1167	Assistant State's Attorney	AT	1.0	119,221	1.0	117,609	1.0	117,609
			29.4	\$2,207,042	29.0	\$2,189,231	29.0	\$2,189,231
09 Juvenile Justice Bureau								
01 Juvenile - 2500901								
1173	Assistant State's Attorney	A31	1.0	144,496	1.0	144,496	1.0	144,496
1170	Assistant State's Attorney	AT	1.0	135,376	1.0	131,907	1.0	131,907
1169	Assistant State's Attorney	AT	1.0	133,379	1.0	131,907	1.0	131,907
1165	Assistant State's Attorney	AT	4.0	458,247	4.0	445,320	4.0	445,320
1164	Assistant State's Attorney	AT	1.0	114,584	1.0	111,330	1.0	111,330
1162	Assistant State's Attorney	AT	1.0	115,610	1.0	111,330	1.0	111,330
1159	Assistant State's Attorney	AT	3.0	219,519	3.0	223,879	3.0	223,879
1158	Assistant State's Attorney	AT	3.0	250,902	2.0	181,592	2.0	181,592
1157	Assistant State's Attorney	AT	2.0	135,267	2.0	137,967	2.0	137,967
1156	Assistant State's Attorney	AT	5.0	434,160	5.0	442,705	5.0	442,705
1155	Assistant State's Attorney	AT	6.0	352,473	6.0	358,169	6.0	358,169
1154	Assistant State's Attorney	AT	1.0	91,047	1.0	83,014	1.0	83,014
1152	Assistant State's Attorney	AT	1.0	71,665	1.0	73,084	1.0	73,084
1150	Assistant State's Attorney	AT	5.0	341,589	5.0	348,312	5.0	348,312
1149	Assistant State's Attorney	AT	8.6	540,548	8.6	548,254	8.6	548,254
1148	Assistant State's Attorney	AT	10.0	645,686	10.0	653,276	10.0	653,276
1147	Assistant State's Attorney	AT	10.6	649,466	11.0	686,095	11.0	686,095
1145	Assistant State's Attorney	AT	11.6	708,970	8.6	539,175	8.6	539,175
1144	Assistant State's Attorney	AT	7.0	429,363	7.0	429,616	7.0	429,616
0500	Assistant State's Attorney	AT	6.0	368,221	5.0	306,928	5.0	306,928
			88.8	\$6,340,568	84.2	\$6,088,356	84.2	\$6,088,356
Total Salaries and Positions			1,292.9	\$94,860,385	1,094.7	\$84,111,057	1,094.7	\$84,111,057
Turnover Adjustment						(2,523,332)		(2,523,332)
Operating Funds Total			1,292.9	\$94,860,385	1,094.7	\$81,587,725	1,094.7	\$81,587,725

PERSONAL SERVICES - SUMMARY OF POSITIONS BY GRADE
DEPARTMENT 250 - STATE'S ATTORNEY

Grade	2011 Current		Department Request		President's Recommendation	
	FTE Pos.	Salaries	FTE Pos.	Salaries	FTE Pos.	Salaries
SEL	1.0	192,789	1.0	192,789	1.0	192,789
SA2	95.0	7,098,332	82.0	6,281,569	82.0	6,281,569
SA1	5.0	266,258	1.0	58,088	1.0	58,088
AT	756.5	62,362,639	711.7	58,779,342	711.7	58,779,342
A35			1.0	152,510	1.0	152,510
A34	1.0	168,537	1.0	168,537	1.0	168,537
A32	1.0	152,510	1.0	152,510	1.0	152,510
A31	6.0	866,976	6.0	866,976	6.0	866,976
9	3.0	103,971		1		1
24	16.0	1,647,476	15.0	1,526,437	15.0	1,526,437
23	11.0	1,047,214	8.0	777,454	8.0	777,454
22	29.0	2,551,338	23.0	2,072,335	23.0	2,072,335
21	3.0	252,579	3.0	249,354	3.0	249,354
20	19.0	1,505,502	15.0	1,221,663	15.0	1,221,663
19	3.0	217,110	2.0	148,492	2.0	148,492
18	38.4	2,534,929	32.0	2,131,340	32.0	2,131,340
16	28.0	1,623,110	23.0	1,346,916	23.0	1,346,916
15	18.0	982,863	12.0	687,829	12.0	687,829
14	89.0	4,442,439	71.0	3,600,674	71.0	3,600,674
13	23.0	1,071,598	16.0	767,195	16.0	767,195
12	12.0	508,454	7.0	312,924	7.0	312,924
11	126.0	4,976,897	60.0	2,508,321	60.0	2,508,321
09	9.0	286,864	3.0	107,801	3.0	107,801
Total Salaries and Positions	1,292.9	\$94,860,385	1,094.7	\$84,111,057	1,094.7	\$84,111,057
Turnover Adjustment				(2,523,332)		(2,523,332)
Operating Funds Total	1,292.9	\$94,860,385	1,094.7	\$81,587,725	1,094.7	\$81,587,725

DEPARTMENT OVERVIEW

561 STATE'S ATTORNEY NARCOTICS FORFEITURE

Mission

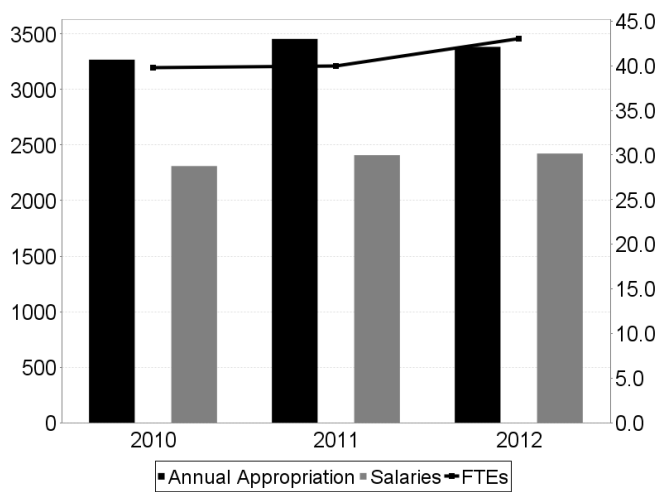
To work with State, City and County Agencies on various drug related cases.

Mandates and Key Activities

- The State's Attorney's Narcotics Forfeitures Fund is enabled by 720 ILCS 550/12. In accordance with this statute, the Office of the State's Attorney receives a portion of all drug monies seized and forfeited in the Circuit Court of Cook County. These funds are mandated by law to be spent exclusively on the investigation, prosecution, and prevention of narcotics offenses, at the discretion of the State's Attorney.

Discussion of 2011 Activities and 2012 Initiatives

Appropriations (\$ thousands)			
Fund Category	2010 Adopted	2011 Adopted	2012 Recommended
General	3,269.0	3,455.9	3,384.5
Total	3,269.0	3,455.9	3,384.5
	Adopted	Adopted	Recommended
FTE Positions	39.8	40.0	43.0



DISTRIBUTION BY APPROPRIATION CLASSIFICATION
DEPARTMENT 561 - STATE'S ATTORNEY NARCOTICS FORFEITURE

Account	2011 Expend. Year-to-date	2011 Adjusted Appropriation	Department Request	President's Recommendation	Difference
Personal Services					
110/501010 Salaries and Wages of Regular Employees	1,849,848.84	2,409,131	2,423,741	2,423,741	14,610
120/501210 Overtime Compensation	10,144.05	10,000	10,000	10,000	
170/501510 Mandatory Medicare Costs	24,435.20	34,953	37,409	37,409	2,456
172/501540 Workers' Compensation	36,047.00	36,047			(36,047)
174/501570 Pension	119,158.00	204,270	300,638	300,638	96,368
175/501590 Life Insurance Program	3,655.85	8,142	5,990	5,990	(2,152)
176/501610 Health Insurance	328,845.21	458,983	500,104	500,104	41,121
177/501640 Dental Insurance Plan	10,423.32	14,685	14,155	14,155	(530)
178/501660 Unemployment Compensation		36,047			(36,047)
179/501690 Vision Care Insurance	5,222.09	4,399	4,372	4,372	(27)
189/501950 Allowances Per Collective Bargaining Agreement	300.00	450	450	450	
Personal Services Total	2,388,079.56	3,217,107	3,296,859	3,296,859	79,752
Contingency and Special Purposes					
883/580260 Cook County Administration	179,060.22	238,747	87,613	87,613	(151,134)
Contingency and Special Purposes Total	179,060.22	238,747	87,613	87,613	(151,134)
Operating Funds Total	2,567,139.78	3,455,854	3,384,472	3,384,472	(71,382)

PERSONAL SERVICES - SUMMARY OF POSITIONS BY BUSINESS UNIT AND JOB CODE
DEPARTMENT 561 - STATE'S ATTORNEY NARCOTICS FORFEITURE

Job Code	Title	Grade	2011 Current		Department Request		President's Recommendation	
			FTE Pos.	Salaries	FTE Pos.	Salaries	FTE Pos.	Salaries
01 State's Attorney Narcotics Forfeiture								
01 State's Attorney Narcotics Forfeiture - 5610101								
0028	Program Manager	24	1.0	85,827	1.0	85,827	1.0	85,827
0284	Investigator V (State's Attorney)	23	1.0	96,338		1		1
0618	Legal Systems Analyst	22	2.0	198,370	2.0	198,370	2.0	198,370
0051	Administrative Assistant V	20	2.0	158,875	2.0	162,013	2.0	162,013
1112	Systems Analyst III	20	1.0	82,246	1.0	82,246	1.0	82,246
0050	Administrative Assistant IV	18	2.6	174,346	3.0	173,206	3.0	173,206
0048	Administrative Assistant III	16	1.0	50,022	1.0	52,907	1.0	52,907
0047	Administrative Assistant II	14	9.0	464,370	9.0	454,087	9.0	454,087
0556	Law Clerk I	14	0.6	26,551	1.0	46,077	1.0	46,077
0936	Stenographer V	13	1.0	47,874	1.0	47,874	1.0	47,874
0907	Clerk V	11	10.0	391,817	10.0	396,650	10.0	396,650
0935	Stenographer IV	11	2.0	79,942	2.0	81,566	2.0	81,566
2502	Investigator IV (Accountant/State's Attorney)	22	1.0	91,745	1.0	92,658	1.0	92,658
1158	Assistant State's Attorney	AT	0.6	36,993	1.0	62,614	1.0	62,614
1156	Assistant State's Attorney	AT	1.8	161,938	3.0	269,919	3.0	269,919
1155	Assistant State's Attorney	AT	1.0	82,899	1.0	84,327	1.0	84,327
1154	Assistant State's Attorney	AT		1		1		1
1152	Assistant State's Attorney	AT	0.4	31,133	1.0	77,836	1.0	77,836
1150	Assistant State's Attorney	AT		1	1.0	51,133	1.0	51,133
1148	Assistant State's Attorney	AT	0.4	31,062	1.0	77,682	1.0	77,682
1146	Assistant State's Attorney	AT	0.6	35,989		1		1
0696	Investigator II (State's Attorney)	SA2	1.0	80,792	1.0	81,453	1.0	81,453
			40.0	\$2,409,131	43.0	\$2,578,448	43.0	\$2,578,448
Total Salaries and Positions			40.0	\$2,409,131	43.0	\$2,578,448	43.0	\$2,578,448
Turnover Adjustment						(154,707)		(154,707)
Operating Funds Total			40.0	\$2,409,131	43.0	\$2,423,741	43.0	\$2,423,741

PERSONAL SERVICES - SUMMARY OF POSITIONS BY GRADE
DEPARTMENT 561 - STATE'S ATTORNEY NARCOTICS FORFEITURE

Grade	2011 Current		Department Request		President's Recommendation	
	FTE Pos.	Salaries	FTE Pos.	Salaries	FTE Pos.	Salaries
SA2	1.0	80,792	1.0	81,453	1.0	81,453
AT	4.8	380,016	8.0	623,513	8.0	623,513
24	1.0	85,827	1.0	85,827	1.0	85,827
23	1.0	96,338		1		1
22	3.0	290,115	3.0	291,028	3.0	291,028
20	3.0	241,121	3.0	244,259	3.0	244,259
18	2.6	174,346	3.0	173,206	3.0	173,206
16	1.0	50,022	1.0	52,907	1.0	52,907
14	9.6	490,921	10.0	500,164	10.0	500,164
13	1.0	47,874	1.0	47,874	1.0	47,874
11	12.0	471,759	12.0	478,216	12.0	478,216
Total Salaries and Positions	40.0	\$2,409,131	43.0	\$2,578,448	43.0	\$2,578,448
Turnover Adjustment				(154,707)		(154,707)
Operating Funds Total	40.0	\$2,409,131	43.0	\$2,423,741	43.0	\$2,423,741

DEPARTMENT OVERVIEW

562 STATE'S ATTORNEY BAD CHECK DIVERSION PROGRAM

Mission

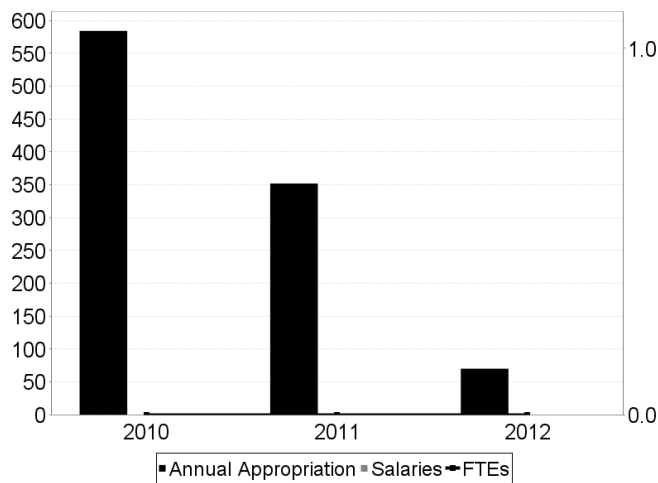
To offer a pre-trial educational diversion program for first-time bad check passers, while providing restitution to victims, avoiding an increased caseload in the criminal justice system, and at no cost to the victims or taxpayers.

Mandates and Key Activities

- The State's Attorney's Bad Check Diversion Program was authorized by Illinois Statute 720 ILCS 5/17-1B. Millions of dollars are lost every year by merchants to bad checks, but we all pay. Higher consumer costs are passed on to offset losses and taxes are increased to respond to this problem. We have implemented a Bad Check Restitution Program to assist local merchants. The goal is to obtain full restitution for the victim without adding to the financial burden of the criminal justice system. Our Bad Check Restitution Program operates as a unique effort between private and public sectors. Merchants in Cook County receive restitution without paying collection fees. First-time bad check offenders may avoid criminal prosecution by attending a mandatory, eight-hour intervention class, and paying restitution. All of this is accomplished with no cost to taxpayers.

Discussion of 2011 Activities and 2012 Initiatives

Appropriations (\$ thousands)			
Fund Category	2010 Adopted	2011 Adopted	2012 Recommended
General	584.2	351.9	70.0
Total	584.2	351.9	70.0
	Adopted	Adopted	Recommended
FTE Positions	0	0	0



DISTRIBUTION BY APPROPRIATION CLASSIFICATION
DEPARTMENT 562 - STATE'S ATTORNEY BAD CHECK DIVERSION PROGRAM

Account	2011 Expend. Year-to-date	2011 Adjusted Appropriation	Department Request	President's Recommendation	Difference
Personal Services					
186/501860 Training Programs for Staff Personnel		45,000	20,000	20,000	(25,000)
190/501970 Transportation and Other Travel Expenses for Employees		55,000	20,000	20,000	(35,000)
Personal Services Total		100,000	40,000	40,000	(60,000)
Contractual Services					
246/520650 Imaging of Records		25,840			(25,840)
263/520930 Legal Fees	49,950.00	50,000	30,000	30,000	(20,000)
264/520960 Expert Witnesses	48,706.25	50,000			(50,000)
Contractual Services Total	98,656.25	125,840	30,000	30,000	(95,840)
Supplies and Materials					
350/530600 Office Supplies		25,000			(25,000)
388/531650 Computer Operation Supplies		50,000			(50,000)
Supplies and Materials Total		75,000			(75,000)
Capital Equipment and Improvements					
579/560450 Computer Equipment	9,342.00	49,950			(49,950)
Capital Equipment and Improvements Total	9,342.00	49,950			(49,950)
Contingency and Special Purposes					
883/580260 Cook County Administration	58,539.78	1,095			(1,095)
Contingency and Special Purposes Total	58,539.78	1,095			(1,095)
Operating Funds Total	166,538.03	351,885	70,000	70,000	(281,885)

